

**Humanities &  
Social Sciences  
Division Portfolio  
AY 2006 - 2007**

# Division of Humanities and Social Sciences Fall 2006 – Spring 2007

## Table of Contents

### Section One – Undergraduate Enrollment

<b>Student Enrollment</b>	<b>Page</b>
Table 1.1 Enrollment by status, major, gender and campus: fall 2006	2
Table 1.2 UVI enrollment by campus, status and age: fall 2006	5
Table 1.3 Enrollment by status, major, gender and campus: spring 2007	6
Table 1.4 UVI enrollment by campus, status and age: spring 2007	7
<b>Credit Hour Enrollment</b>	
Table 1.5 Credit hour enrollment St Thomas Campus: fall 2006	8
Table 1.6 Credit hour enrollment St Croix Campus: fall 2006	12
<b>Degrees Awarded – Spring 2007</b>	
Table 1.7 Degrees conferred by major and campus	14
Table 1.8 Degrees conferred by honor, gender and campus	15

## Section Two – Graduate Enrollment

### Student Enrollment

**Page**

Table 1.9 Enrollment by status, major, gender and campus: fall 2006

17

Table 1.10 Enrollment by gender, age and campus: fall 2006

17

### Credit Hour Enrollment

Table 1.11 Credit hour enrollment by campus fall 2006

18

### Degrees Awarded

Table 1.12 Degrees conferred by gender and campus: Spring 2007

18

# *Section One*

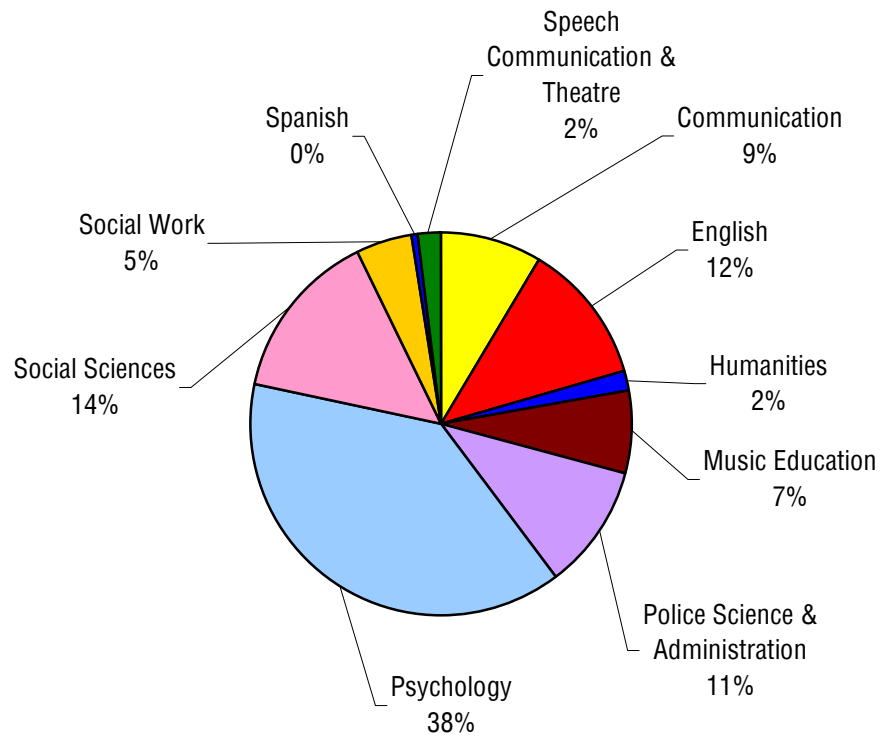
## *Undergraduate*

### *Enrollment*

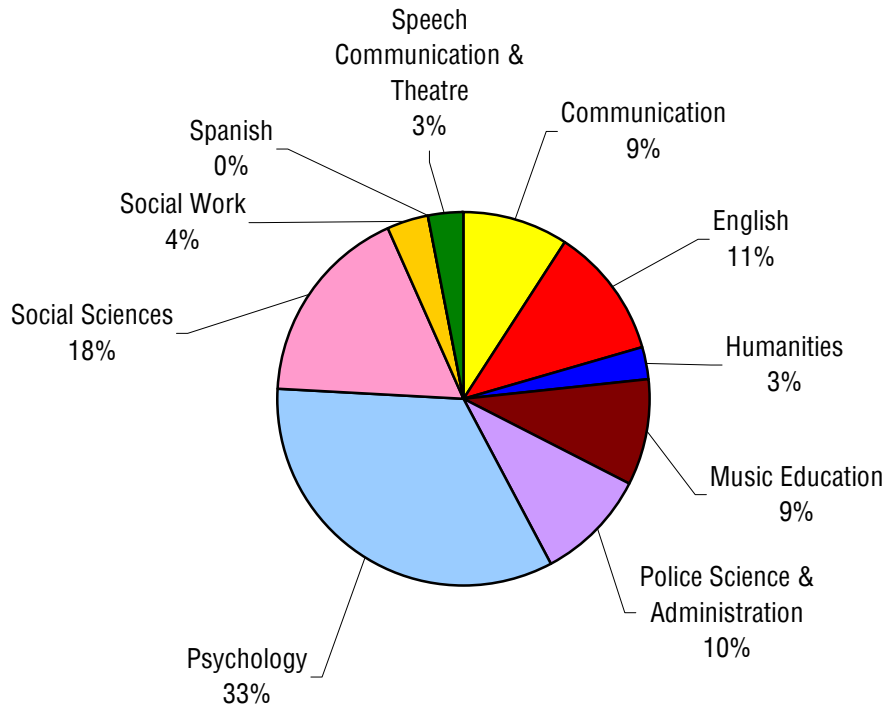
**Table 1.1 Enrollment by Status, Major, Gender and Campus  
Fall 2006**

Major	All			Full-time			Part-time		
	Total	Female	Male	Total	Female	Male	Total	Female	Male
<b>UVI</b>									
Communication	25	23	2	22	20	2	3	3	0
English	35	27	8	26	20	6	9	7	2
Humanities	5	3	2	4	2	2	1	1	0
Music Education	20	15	5	12	9	3	8	6	2
Police Science & Administration	31	20	11	18	10	8	13	10	3
Psychology	113	100	13	74	64	10	39	36	3
Social Sciences	42	31	11	28	19	9	14	12	2
Social Work	14	14	0	9	9	0	5	5	0
Spanish	1	1	0	0	0	0	1	1	0
Speech Communication & Theatre	6	5	1	3	3	0	3	2	1
<b>All Majors</b>	<b>292</b>	<b>239</b>	<b>53</b>	<b>196</b>	<b>156</b>	<b>40</b>	<b>96</b>	<b>83</b>	<b>13</b>
<b>St. Thomas</b>									
Communication	18	16	2	15	13	2	3	3	0
English	22	15	7	16	11	5	6	4	2
Humanities	5	3	2	4	2	2	1	1	0
Music Education	18	13	5	10	7	3	8	6	2
Police Science & Administration	19	12	7	11	6	5	8	6	2
Psychology	65	56	9	44	36	8	21	20	1
Social Sciences	34	24	10	20	12	8	14	12	2
Social Work	7	7	0	5	5	0	2	2	0
Spanish	0	0	0	0	0	0	0	0	0
Speech Communication & Theatre	6	5	1	3	3	0	3	2	1
<b>All Majors</b>	<b>194</b>	<b>151</b>	<b>43</b>	<b>128</b>	<b>95</b>	<b>33</b>	<b>66</b>	<b>56</b>	<b>10</b>
<b>St. Croix</b>									
Communication	7	7	0	7	7	0	0	0	0
English	13	12	1	10	9	1	3	3	0
Humanities	0	0	0	0	0	0	0	0	0
Music Education	2	2	0	2	2	0	0	0	0
Police Science & Administration	12	8	4	7	4	3	5	4	1
Psychology	48	44	4	30	28	2	18	16	2
Social Sciences	8	7	1	8	7	1	0	0	0
Social Work	7	7	0	4	4	0	3	3	0
Spanish	1	1	0	0	0	0	1	1	0
Speech Communication & Theatre	0	0	0	0	0	0	0	0	0
<b>All Majors</b>	<b>98</b>	<b>88</b>	<b>10</b>	<b>68</b>	<b>61</b>	<b>7</b>	<b>30</b>	<b>27</b>	<b>3</b>

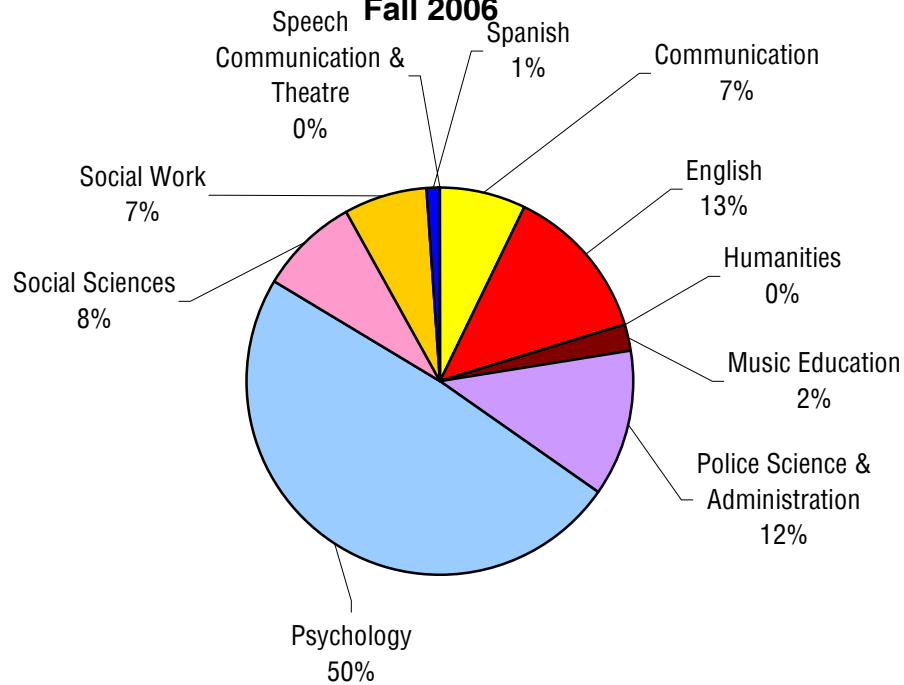
**Enrollment by Major  
UVI  
Fall 2006**



**Enrollment by Major  
St Thomas Campus  
Fall 2006**



**Enrollment by Major  
St Croix Campus  
Fall 2006**



**Table 1.2 Enrollment by Campus, Age and Status  
Fall 2006**

Age	UVI		St. Thomas		St. Croix	
	Count	Percent	Count	Percent	Count	Percent
<b>ALL</b>						
Under 18	13	4%	9	5%	4	4%
18-19	59	20%	36	19%	23	23%
20-21	62	21%	45	23%	17	17%
22-24	57	20%	38	20%	19	19%
25-29	34	12%	24	12%	10	10%
30-34	27	9%	17	9%	10	10%
35-39	18	6%	12	6%	6	6%
40-49	13	4%	7	4%	6	6%
Over 50	9	3%	6	3%	3	3%
Unknown	0	0%	0	0%	0	0%
<b>Total</b>	<b>292</b>	<b>100%</b>	<b>194</b>	<b>100%</b>	<b>98</b>	<b>100%</b>
<b>FULL-TIME</b>						
Under 18	12	6%	8	6%	4	6%
18-19	55	28%	33	26%	22	32%
20-21	52	27%	39	30%	13	19%
22-24	39	20%	25	20%	14	21%
25-29	19	10%	13	10%	6	9%
30-34	10	5%	6	5%	4	6%
35-39	5	3%	3	2%	2	3%
40-49	3	2%	0	0%	3	4%
over 50	1	1%	1	1%	0	0%
Unknown	0	0%	0	0%	0	0%
<b>Total</b>	<b>196</b>	<b>100%</b>	<b>128</b>	<b>100%</b>	<b>68</b>	<b>100%</b>
<b>PART-TIME</b>						
Under 18	1	1%	1	2%	0	0%
18-19	4	4%	3	5%	1	3%
20-21	10	10%	6	9%	4	13%
22-24	18	19%	13	20%	5	17%
25-29	15	16%	11	17%	4	13%
30-34	17	18%	11	17%	6	20%
35-39	13	14%	9	14%	4	13%
40-49	10	10%	7	11%	3	10%
over 50	8	8%	5	8%	3	10%
Unknown	0	0%	0	0%	0	0%
<b>Total</b>	<b>96</b>	<b>100%</b>	<b>66</b>	<b>100%</b>	<b>30</b>	<b>100%</b>



**Table 1.3 Enrollment by Status, Major, Gender and Campus  
Spring 2007**

Major	All			Full-time			Part-time		
	Total	Female	Male	Total	Female	Male	Total	Female	Male
<b>UVI</b>									
Communication	26	23	3	23	20	3	3	3	0
English	37	29	8	25	19	6	12	10	2
Humanities	7	5	2	7	5	2	0	0	0
Music Education	15	11	4	8	6	2	7	5	2
Police Science & Administration	23	14	9	12	6	6	11	8	3
Psychology	115	101	14	76	65	11	39	36	3
Social Sciences	51	36	15	38	25	13	13	11	2
Social Work	15	14	1	8	7	1	7	7	0
Spanish	1	1	0	0	0	0	1	1	0
Speech Communication & Theatre	7	6	1	2	2	0	5	4	1
Undecided	100	53	47	51	27	24	49	26	23
<b>All Majors</b>	<b>397</b>	<b>293</b>	<b>104</b>	<b>250</b>	<b>182</b>	<b>68</b>	<b>147</b>	<b>111</b>	<b>36</b>
<b>St. Thomas</b>									
Communication	19	17	2	16	14	2	3	3	0
English	24	16	8	17	11	6	7	5	2
Humanities	5	3	2	5	3	2	0	0	0
Music Education	15	11	4	8	6	2	7	5	2
Police Science & Administration	14	8	6	7	2	5	7	6	1
Psychology	63	54	9	47	38	9	16	16	0
Social Sciences	39	27	12	29	18	11	10	9	1
Social Work	11	10	1	6	5	1	5	5	0
Spanish	0	0	0	0	0	0	0	0	0
Speech Communication & Theatre	6	5	1	2	2	0	4	3	1
Undecided	64	36	28	34	20	14	30	16	14
<b>All Majors</b>	<b>260</b>	<b>187</b>	<b>73</b>	<b>171</b>	<b>119</b>	<b>52</b>	<b>89</b>	<b>68</b>	<b>21</b>
<b>St. Croix</b>									
Communication	7	6	1	7	6	1	0	0	0
English	13	13	0	8	8	0	5	5	0
Humanities	2	2	0	2	2	0	0	0	0
Music Education	0	0	0	0	0	0	0	0	0
Police Science & Administration	9	6	3	5	4	1	4	2	2
Psychology	52	47	5	29	27	2	23	20	3
Social Sciences	12	9	3	9	7	2	3	2	1
Social Work	4	4	0	2	2	0	2	2	0
Spanish	1	1	0	0	0	0	1	1	0
Speech Communication & Theatre	1	1	0	0	0	0	1	1	0
Undecided	36	17	19	17	7	10	19	10	9
<b>All Majors</b>	<b>137</b>	<b>106</b>	<b>31</b>	<b>79</b>	<b>63</b>	<b>16</b>	<b>58</b>	<b>43</b>	<b>15</b>

**Table 1.4 Enrollment by Campus, Age and Status  
Spring 2007**

Age	UVI		St. Thomas		St. Croix	
	Count	Percent	Count	Percent	Count	Percent
<b>ALL</b>						
Under 18	3	1%	1	0%	2	1%
18-19	70	18%	46	18%	24	18%
20-21	100	25%	64	25%	36	26%
22-24	91	23%	65	25%	26	19%
25-29	57	14%	43	17%	14	10%
30-34	22	6%	13	5%	9	7%
35-39	19	5%	12	5%	7	5%
40-49	22	6%	9	3%	13	9%
Over 50	13	3%	7	3%	6	4%
Unknown	0	0%	0	0%	0	0%
<b>Total</b>	<b>397</b>	<b>100%</b>	<b>260</b>	<b>100%</b>	<b>137</b>	<b>100%</b>
<b>FULL-TIME</b>						
Under 18	1	0%	0	0%	1	1%
18-19	61	24%	43	25%	18	23%
20-21	79	32%	54	32%	25	32%
22-24	57	23%	42	25%	15	19%
25-29	27	11%	20	12%	7	9%
30-34	12	5%	5	3%	7	9%
35-39	6	2%	5	3%	1	1%
40-49	7	3%	2	1%	5	6%
over 50	0	0%	0	0%	0	0%
Unknown	0	0%	0	0%	0	0%
<b>Total</b>	<b>250</b>	<b>100%</b>	<b>171</b>	<b>100%</b>	<b>79</b>	<b>100%</b>
<b>PART-TIME</b>						
Under 18	2	1%	1	1%	1	2%
18-19	9	6%	3	3%	6	10%
20-21	21	14%	10	11%	11	19%
22-24	34	23%	23	26%	11	19%
25-29	30	20%	23	26%	7	12%
30-34	10	7%	8	9%	2	3%
35-39	13	9%	7	8%	6	10%
40-49	15	10%	7	8%	8	14%
over 50	13	9%	7	8%	6	10%
Unknown	0	0%	0	0%	0	0%
<b>Total</b>	<b>147</b>	<b>100%</b>	<b>89</b>	<b>100%</b>	<b>58</b>	<b>100%</b>

**Table 1.5 St. Thomas Campus  
by Undergraduate Course, Section, Enrollment and Credit Hours  
Fall 2006**

<b>Course</b>	<b>Class Description</b>	<b>Number of Sections</b>	<b>Total Enrollment</b>	<b>Average Enrollment</b>	<b>Credits per Course</b>	<b>Total Credit Hours</b>
ANT 257	Black Experience -New World I	1	7	7	3	21
ART 125	Selected Problems World Art	1	12	12	3	36
ART 150	Painting	1	6	6	2	12
CJU 110	Introduction to Criminal Justice	1	2	2	3	6
CJU 121	Administration of Justice	1	13	13	3	39
CJU 221	Contemporary Corrections	1	12	12	3	36
CJU 223	Juvenile Delinquency and Justice	1	11	11	3	33
COM 100	Basic Radio Production	1	8	8	3	24
COM 110	Introduction to Communication	1	1	1	3	3
COM 119	Interpersonal Communication and Leadership Skills	4	74	19	3	222
COM 120	Public Speaking	3	38	13	3	114
COM 203	Basic Reporting & News Writing	1	4	4	3	12
COM 221	Oral Interpretation of Literature	1	10	10	3	30
COM 227	Voice & Diction	1	9	9	3	27
COM 402	Mass Communications Law and Ethics	1	3	3	3	9
COM 404	Mass Communications	1	5	5	3	15
COM 475	Directed Studies	1	1	1	3	3
ECO 221	Introduction to Macro-Economic	2	34	17	3	102
ECO 222	Introduction to Micro-Economic	2	36	18	3	108
ENG 100	Writing Across the Curriculum	7	119	17	1	119
ENG 101	Reading in Content Areas	8	137	17	1	137
ENG 120	English Composition I	5	109	22	3	327
ENG 191	Honors Composition	1	3	3	3	9
ENG 201	Research and Applied Writing	5	120	24	3	360
ENG 261	World Literature I	4	72	18	3	216
ENG 262	World Literature II	2	46	23	3	138
ENG 322	British Literature	1	10	10	3	30
ENG 343	Language Theory	1	15	15	3	45
ENG 363	Black American Literature	1	22	22	3	66

Continued →

**Table 1.5 St. Thomas Campus  
by Undergraduate Course, Section, Enrollment and Credit Hours  
Fall 2006**

<b>Course</b>	<b>Class Description</b>	<b>Number of Sections</b>	<b>Total Enrollment</b>	<b>Average Enrollment</b>	<b>Credits per Course</b>	<b>Total Credit Hours</b>
ENG 466	Selected Topics II	1	5	5	3	15
FRE 131	Functional Elementary French I	1	19	19	4	76
FRE 132	Functional Elementary French II	1	13	13	4	52
FRE 231	Functional Intermediate. French I	1	6	6	4	24
GOG 232	Geography of the Caribbean	1	15	15	3	45
HIS 181	World Civilizations I	2	17	9	3	51
HIS 182	World Civilizations II	2	17	9	3	51
HIS 257	Black Experience-New World I	1	7	7	3	21
HIS 320	History of the U.S.	1	15	15	3	45
HIS 330	U.S.-Caribbean Relations	1	8	8	3	24
HIS 342	History of the Virgin Islands	2	34	17	3	102
HMS 310	Introduction to Human Services	1	3	3	3	9
HMS 375	Field Placement & Seminar	1	1	1	3	3
HUM 115	Humanities Overture	4	86	22	3	258
HUM 497	Senior Humanities Seminar I	1	15	15	1	15
MUE 311	Conducting Techniques	1	2	2	3	6
MUE 321	Brass and Percussion Methods	1	1	1	2	2
MUE 411	Teaching Music in Secondary Schools	1	2	2	2	4
MUS 103	Music Theory I	1	6	6	3	18
MUS 124	Introduction to Music	2	8	4	3	24
MUS 132	Concert Band	1	9	9	1	9
MUS 133	Jazz Ensemble	1	2	2	1	2
MUS 134	Steel Band Ensemble	1	9	9	1	9
MUS 140	Class Steel Pan	1	4	4	1	4
MUS 161	Applied Music-Voice	4	15	4	1	15
MUS 162	Applied Music - Voice	3	4	1	1	4
MUS 173	Secondary Piano I	1	6	6	1	6

Continued →

**Table 1.5 St. Thomas Campus  
by Undergraduate Course, Section, Enrollment and Credit Hours  
Fall 2006**

<b>Course</b>	<b>Class Description</b>	<b>Number of Sections</b>	<b>Total Enrollment</b>	<b>Average Enrollment</b>	<b>Credits per Course</b>	<b>Total Credit Hours</b>
MUS 173	Secondary Piano I	1	6	6	1	6
MUS 174	Secondary Piano II	1	1	1	1	1
MUS 175	Secondary Voice I	1	1	1	1	1
MUS 176	Secondary Voice II	1	1	1	1	1
MUS 180	Secondary Woodwind II	1	1	1	1	1
MUS 183	Class Voice I	1	2	2	1	2
MUS 185	Secondary Percussion I	1	1	1	1	1
MUS 201	Music Theory III	1	4	4	3	12
MUS 206	Music History & Literature I	1	2	2	3	6
MUS 242	Concert Choir	1	10	10	1	10
MUS 261	Applied Music - Reeds	1	3	3	1	3
MUS 273	Secondary Piano III	1	2	2	1	2
MUS 361	Applied Music-Reeds	4	5	1	1	5
MUS 362	Applied Music-Voice	2	3	2	1	3
MUS 401	Orchestration & Arranging	1	1	1	3	3
MUS 461	Applied Music-Piano	3	3	1	1	3
MUS 462	Applied Music-Brass	2	2	1	1	2
PAR 117	Legal Research and Writing	1	6	6	3	18
PAR 119	Torts	1	3	3	3	9
PHI 200	Critical Thinking	3	88	29	3	264
PSY 120	General Psychology	3	50	17	3	150
PSY 202	Life Span Development	1	25	25	3	75

Continued →

**Table 1.5 St. Thomas Campus  
by Undergraduate Course, Section, Enrollment and Credit Hours  
Fall 2006**

Course	Class Description	Number of Sections	Total Enrollment	Average Enrollment	Credits per Course	Total Credit Hours
PSY 223	Social Psychology	1	13	13	3	39
PSY 240	Biopsychology	1	21	21	3	63
PSY 301	History & Systems Of Psychology	1	5	5	3	15
PSY 321	Adult Development	1	23	23	3	69
PSY 323	Psychology of the Exceptional Child and Adolescent	1	12	12	3	36
PSY 327	Psychology of Women	1	1	1	3	3
PSY 434	Abnormal Psychology	1	9	9	3	27
PSY 435	Tests & Measurements	1	1	1	3	3
PSY 440	Applied Research Methods	1	14	11	3	42
RAC 021	Reading in Content Area	6	105	18	3	315
RAC 021	Reading Across the Curriculum	2	33	17	3	99
SOC 224	Introduction to Social Welfare	1	5	5	3	15
SPA 131	Functional Elementary Spanish I	5	106	21	4	424
SPA 132	Functional Elementary Spanish II	3	65	22	4	260
SPA 231	Functional Intermediate Spanish I	3	54	18	4	216
SSC 100	The Caribbean: The Social Dimensions	7	146	21	3	438
SSC 327	Quantitative Research Methods in the Social Sciences	2	19	10	1	19
SSC 497	Social Science Senior Seminar I	1	24	24	1	24
SSC 499	Independent Study	1	1	1	1	1
SWK 224	Introduction To Social Welfare	1	2	2	1	2
THE 211	Theatre Production	1	2	2	1	2
THE 212	Theatre Production	1	4	4	1	4
THE 214	Theatre Production	1	2	2	1	2
THE 312	Directing Stage production	1	7	7	3	21
WAC 011	Writing Across the Curriculum	7	119	17	3	357
	<b>ALL</b>	<b>185</b>	<b>2284</b>	<b>12</b>	<b>252</b>	<b>6288</b>

**Table 1.6 St. Croix Campus  
by Undergraduate Course, Section, Enrollment and Credit Hours  
Fall 2006**

<b>Course</b>	<b>Class Description</b>	<b>Number of Sections</b>	<b>Total Enrollment</b>	<b>Average Enrollment</b>	<b>Credits per Course</b>	<b>Total Credit Hours</b>
CJU 110	Introduction to Criminal Justice	1	5	5	3	15
CJU 121	Administration of Justice	1	3	3	3	9
CJU 221	Contemporary Corrections	1	1	1	3	3
CJU 223	Juvenile Delinquency and Justice	1	2	2	3	6
COM 100	Basic Radio Production	1	4	4	3	12
COM 119	Interpersonal Communication and Leadership Skills	2	43	22	3	129
COM 120	Public Speaking	2	38	19	3	114
ECO 221	Introduction to Macro-Economics	1	14	14	3	42
ECO 222	Introduction to Micro-Economics	1	17	17	3	51
ENG 051	Functional Writing	1	7	7	3	21
ENG 100	Writing across the Curriculum	4	67	17	1	67
ENG 101	Reading in the Content Areas	5	125	25	1	125
ENG 120	English Composition I	4	87	22	3	261
ENG 191	Honors Composition	1	4	4	3	12
ENG 201	Research and Applied Writing	3	59	20	3	177
ENG 261	World Literature I	2	39	20	3	117
ENG 262	World Literature II	1	18	18	3	54
ENG 322	British Literature	1	10	10	3	30
ENG 343	Language Theory & Practice II	1	3	3	3	9
ENG 343	Language Theory	1	3	3	3	9
ENG 363	Black American Literature	1	11	11	3	33
ENG 466	Selected Topics II	1	5	5	3	15
FRE 131	Functional Elementary French I	1	13	13	3	39
HIS 257	Black Experience-New World I	1	8	8	3	24
HIS 320	History of the U.S.	1	6	6	3	18
HIS 330	U.S.-Caribbean Relations	1	13	13	3	39
HIS 342	History of the Virgin Islands	2	30	15	3	90
HUM 115	Humanities Overture	2	17	9	3	51
HUM 497	Senior humanities Seminar I	1	6	6	4	24

**Table 1.6 St. Croix Campus  
by Undergraduate Course, Section, Enrollment and Credit Hours  
Fall 2006**

<b>Course</b>	<b>Class Description</b>	<b>Number of Sections</b>	<b>Total Enrollment</b>	<b>Average Enrollment</b>	<b>Credits per Course</b>	<b>Total Credit Hours</b>
MLS 101	Foundations of Officership	1	6	6	3	18
MLS 201	Individual Leadership Studies	1	4	4	3	12
PAR 111	Introduction to the Legal System	1	5	5	3	15
PAR 117	Legal Research and Writing	1	4	4	3	12
PAR 119	Torts	1	5	5	3	15
PAR 120	Business Organizations	1	2	2	3	6
PHI 200	Critical Thinking	1	29	29	3	87
PSA 122	Criminal Law	1	8	8	3	24
PSA 221	Contemporary Corrections	1	6	6	3	18
PSA 265	Selected Topics	1	5	5	3	15
PSY 120	General Psychology	2	33	17	3	99
PSY 202	Life Span Development	1	13	13	3	39
PSY 203	Introduction To Personality	1	16	16	3	48
PSY 240	Biopsychology	1	9	9	3	27
PSY 322	Adult Development	1	4	4	3	12
PSY 327	Psychology of Women	1	6	6	3	18
PSY 350	Drugs, Behavior and Society	1	5	5	3	15
PSY 433	Introduction to Counseling and Psychotherapy	1	4	4	3	12
PSY 440	Applied Research Method	1	10	10	3	30
RAC 021	Reading in the Content Areas	4	109	27	1	109
RAC 021	Reading Across the Curriculum	1	16	16	3	48
SOC 121	Introduction to Sociology	1	24	24	3	72
SPA 131	Functional Elementary Spanish I	3	56	19	3	168
SPA 132	Functional Elementary Spanish II	2	32	16	3	96
SPA 231	Functional Intermediate Spanish I	2	26	13	3	78
SPA 305	Oral Spanish	1	5	5	3	15



**Table 1.6 St. Croix Campus  
by Undergraduate Course, Section, Enrollment and Credit Hours  
Fall 2006**

Course	Class Description	Number of Sections	Total Enrollment	Average Enrollment	Credits per Course	Total Credit Hours
SSC 100	The Caribbean: Social Dimensions	5	118	24	3	354
SSC 327	Quantitative Research Methods in the Social Sciences	1	7	7	4	28
SSC 497	Social Science Senior Seminar	1	13	13	1	13
SWK 325	Social Welfare as a Social Institution	1	2	2	1	2
WAC 011	Writing Across the Curriculum	4	67	17	3	201
<b>ALL</b>		<b>92</b>	<b>1307</b>	<b>14</b>	<b>172</b>	<b>3302</b>

**Table 1.7 Degrees Conferred by Major and Campus  
Spring 2007**

	Associates	Bachelors	All Degrees
<b>UVI</b>			
Communication	•	3	3
English	•	8	8
Speech, Communication and Theater	•	1	1
Music Education	•	2	2
Police Science and Administration	5	•	5
Psychology	•	23	23
Social Sciences	•	7	7
Social Work	•	2	2
<b>Total</b>	<b>5</b>	<b>46</b>	<b>51</b>
<b>St Thomas</b>			
Communication	•	3	3
English	•	3	3
Speech, Communication and Theater	•	1	1
Music Education	•	2	2
Police Science and Administration	3	•	3
Psychology	•	14	14
Social Sciences	•	7	7
Social Work	•	1	1
<b>Total</b>	<b>3</b>	<b>31</b>	<b>34</b>
<b>St Croix</b>			
Communication	•	0	0
English	•	5	5
Speech, Communication and Theater	•	0	0
Music Education	•	0	0
Police Science and Administration	2	•	2
Psychology	•	9	9
Social Sciences	•	0	0
Social Work	•	1	1
<b>Total</b>	<b>2</b>	<b>15</b>	<b>17</b>

• Degree not offered

**Table 1.8 Degrees Conferred by Gender, Honor and Campus  
Spring 2007**

	<b>Female</b>	<b>Male</b>	<b>Total</b>
<b>UVI</b>			
Cum Laude	9	0	9
Magna Cum Laude	1	0	1
Summa Cum Laude	1	0	1
Total	11	0	11
<b>St. Thomas</b>			
Cum Laude	6	0	6
Magna Cum Laude	1	0	1
Summa Cum Laude	0	0	0
Total	7	0	7
<b>St. Croix</b>			
Cum Laude	3	0	3
Magna Cum Laude	0	0	0
Summa Cum Laude	1	0	1
Total	4	0	4

# *Section Two*

## *Graduate*

### *Enrollment*

**Table 1.9 Graduate Enrollment by Status, Major, Gender and Campus  
Fall 2006**

Major	All			Full-time			Part-time		
	Total	Female	Male	Total	Female	Male	Total	Female	Male
<b>UVI</b>									
Master of Public Administration	10	7	3	4	3	1	6	4	2
Non Degree Seeking	0	0	0	0	0	0	0	0	0
<b>Total</b>	<b>10</b>	<b>7</b>	<b>3</b>	<b>4</b>	<b>3</b>	<b>1</b>	<b>6</b>	<b>4</b>	<b>2</b>
<b>St. Thomas</b>									
Master of Public Administration	7	5	2	2	1	1	5	4	1
Non Degree Seeking	0	0	0	0	0	0	0	0	0
<b>Total</b>	<b>7</b>	<b>5</b>	<b>2</b>	<b>2</b>	<b>1</b>	<b>1</b>	<b>5</b>	<b>4</b>	<b>1</b>
<b>St. Croix</b>									
Master of Public Administration	3	2	1	2	2	0	1	0	1
Non Degree Seeking	0	0	0	0	0	0	0	0	0
<b>Total</b>	<b>3</b>	<b>2</b>	<b>1</b>	<b>2</b>	<b>2</b>	<b>0</b>	<b>1</b>	<b>0</b>	<b>1</b>

**Table 1.10 Graduate Enrollment by Campus, Age and Gender  
Fall 2006**

Age Group	UVI			St. Thomas			St. Croix		
	Total	Female	Male	Total	Female	Male	Total	Female	Male
Under 22	1	0	1	1	0	1	0	0	0
22-24	1	1	0	0	0	0	1	1	0
25-29	1	1	0	0	0	0	1	1	0
30-34	3	2	1	3	2	1	0	0	0
35-39	2	1	1	1	1	0	1	0	1
40-49	1	1	0	1	1	0	0	0	0
Over 50	1	1	0	1	1	0	0	0	0
<b>Total</b>	<b>10</b>	<b>7</b>	<b>3</b>	<b>7</b>	<b>5</b>	<b>2</b>	<b>3</b>	<b>2</b>	<b>1</b>

**Table 1.11 Graduate Courses  
by Course, Section, Enrollment and Credit Hours  
Fall 2006**

Course	Class Description	St. Thomas				
		Number of Sections	Total Enrollment	Average Enrollment	Credits per Course	Total Credit Hours
PUA 520	Administration Theories & Practice	1	5	5	3	15
PUA 528	Labor/Management Relations	1	4	4	3	12
PUA 534	Budget Management	1	3	3	3	9
PUA 535	Public Program Planning	1	10	10	3	30
		St. Croix				
PUA 520	Administration Theories & Practice	1	3	3	3	9
PUA 528	Labor/Management Relations	1	3	3	3	9
PUA 534	Budget Management	1	6	6	3	18
PUA 535	Public Program Planning	1	2	2	3	6
PUA 536	Select Topics In Public Admin	1	4	4	3	12

**Table 1.12 Graduate Degrees Conferred by Campus and Gender  
Spring 2007**

Gender	UVI	St. Thomas	St. Croix
Female	22	12	10
Male	4	3	1
<b>Total</b>	<b>26</b>	<b>15</b>	<b>11</b>