

School of Education  
Portfolio  
AY 2010 - 2011

**School of Education  
Fall 2010 – Spring 2011**

**Table of Contents**

**Section One – Undergraduate Enrollment**

<b>Student Enrollment</b>	<b>Page</b>
Table 1.1 Enrollment by status, major, gender and campus: fall 2010	2
Table 1.2 Enrollment by campus, status and age: fall 2010	5
Table 1.3 Enrollment by status, major, gender and campus: spring 2011	6
Table 1.4 Enrollment by campus, status and age: spring 2011	7
<b>Credit Hour Enrollment</b>	
Table 1.5 Credit hour enrollment by course, class, sections and average enrollment, St Thomas Campus: fall 2010	8
Table 1.6 Credit hour enrollment by course, class, sections and average enrollment St Croix Campus: fall 2010	10
<b>Degrees Awarded – Fall 2010 and Spring 2011</b>	
Table 1.7 Degrees conferred by major, type and campus	12
Table 1.8 Degrees conferred by gender, honor and campus	12

## Section Two – Graduate Enrollment

### Student Enrollment

**Page**

Table 1.9 Enrollment by status, major, gender and campus: fall 2010

14

Table 1.10 Enrollment by gender, age and campus: fall 2010

14

### Credit Hour Enrollment

Table 1.11 Credit hour enrollment by campus: fall 2010

15

### Degrees Awarded Fall 2010 and Spring 2011

Table 1.12 Degrees conferred by gender and campus

16

# *Section One*

## *Undergraduate*

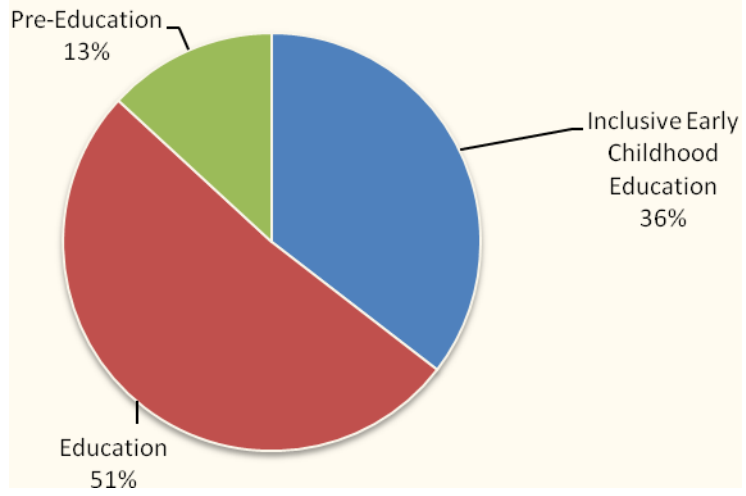
### *Enrollment*

**Table 1.1 Enrollment\* by Status, Major, Gender and Campus  
Fall 2010**

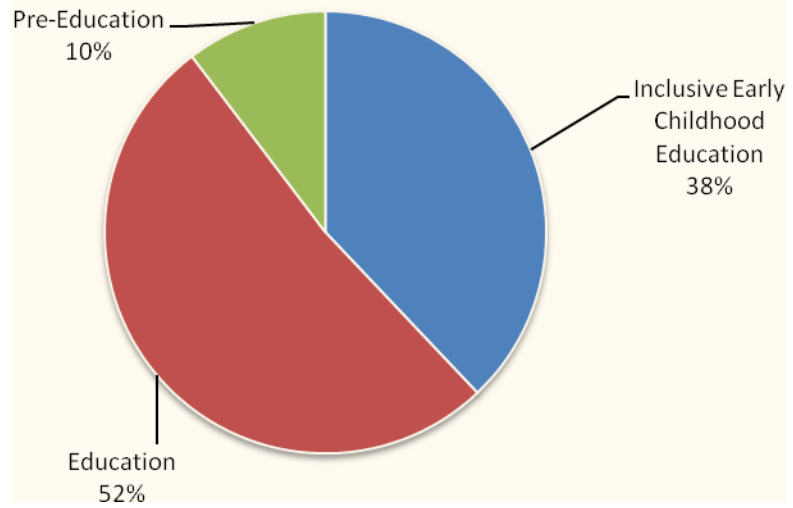
Major	All			Full-time			Part-time		
	Total	Female	Male	Total	Female	Male	Total	Female	Male
<b>UVI</b>									
Inclusive Early Childhood Education	89	88	1	29	29	0	60	59	1
Education	129	116	13	70	64	6	59	52	7
Pre-Education	33	31	2	26	24	2	7	7	0
<b>All Majors</b>	<b>251</b>	<b>235</b>	<b>16</b>	<b>125</b>	<b>117</b>	<b>8</b>	<b>126</b>	<b>118</b>	<b>8</b>
<b>St. Thomas</b>									
Inclusive Early Childhood Education	45	45	0	18	18	0	27	27	0
Education	69	63	6	37	34	3	32	29	3
Pre-Education	21	20	1	19	18	1	2	2	0
<b>All Majors</b>	<b>135</b>	<b>128</b>	<b>7</b>	<b>74</b>	<b>70</b>	<b>4</b>	<b>61</b>	<b>58</b>	<b>3</b>
<b>St. Croix</b>									
Inclusive Early Childhood Education	44	43	1	11	11	0	33	32	1
Education	60	53	7	33	30	3	27	23	4
Pre-Education	12	11	1	7	6	1	5	5	0
<b>All Majors</b>	<b>116</b>	<b>107</b>	<b>9</b>	<b>51</b>	<b>47</b>	<b>4</b>	<b>65</b>	<b>60</b>	<b>5</b>

\* Includes all students declaring an Education major; based on self-reported information. Currently, there is no way to access information to identify if students have met the requirements for admission into the Education Division. Admission into the Education programs begins with Education 250/216 and by application. Students generally apply at the beginning of their sophomore year. Admission can normally be secured by the second semester of the sophomore year. In order to qualify for admission, students must complete general education requirements in Communication, English, Science and Mathematics as identified in the latest catalogue and have earned a minimum grade of "C" in these courses, have a cumulative grade point average of at least at 2.33, attain a passing score for the Praxis I Exam, pass the English Proficiency Exam, the Computer Literacy Exam and a pre-admission interview. The previous information is based on the 2009-2010 Catalog.

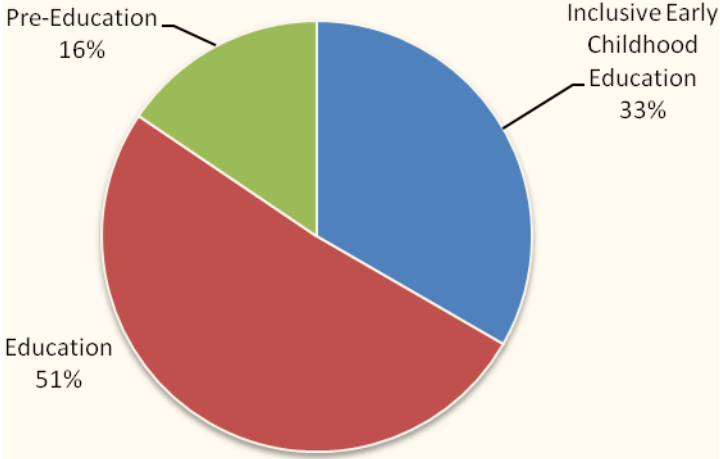
### Enrollment By Major Fall 2010



### Enrollment By Major St Croix Campus Fall 2010



**Enrollment by Major  
St Thomas Campus  
Fall 2010**



**Table 1.2 Enrollment by Campus, Status and Age  
Fall 2010**

Age	UVI		St. Thomas		St. Croix	
	Count	Percent	Count	Percent	Count	Percent
<b>All</b>						
Under 18	5	2%	3	2%	2	2%
18-19	42	17%	23	17%	19	16%
20-21	40	16%	20	15%	20	17%
22-24	29	12%	18	13%	11	9%
25-29	39	16%	20	15%	19	16%
30-34	23	9%	12	9%	11	9%
35-39	18	7%	12	9%	6	5%
40-49	29	12%	11	8%	18	16%
Over 50	26	10%	16	12%	10	9%
Unknown	0	0%	0	0%	0	0%
<b>Total</b>	<b>251</b>	<b>100%</b>	<b>135</b>	<b>100%</b>	<b>116</b>	<b>100%</b>
<b>FULL-TIME</b>						
Under 18	5	4%	3	4%	2	4%
18-19	39	31%	22	30%	17	33%
20-21	34	27%	19	26%	15	29%
22-24	12	10%	10	14%	2	4%
25-29	18	14%	10	14%	8	16%
30-34	8	6%	4	5%	4	8%
35-39	4	3%	3	4%	1	2%
40-49	4	3%	2	3%	2	4%
over 50	1	1%	1	1%		0%
Unknown	0	0%	0	0%	0	0%
<b>Total</b>	<b>125</b>	<b>100%</b>	<b>74</b>	<b>100%</b>	<b>51</b>	<b>100%</b>
<b>PART-TIME</b>						
Under 18	0	0%	0	0%	0	0%
18-19	3	2%	1	2%	2	3%
20-21	6	5%	1	2%	5	8%
22-24	17	13%	8	13%	9	14%
25-29	21	17%	10	16%	11	17%
30-34	15	12%	8	13%	7	11%
35-39	14	11%	9	15%	5	8%
40-49	25	20%	9	15%	16	25%
over 50	25	20%	15	25%	10	15%
Unknown	0	0%	0	0%	0	0%
<b>Total</b>	<b>126</b>	<b>100%</b>	<b>61</b>	<b>100%</b>	<b>65</b>	<b>100%</b>



**Table 1.3 Enrollment by Status, Major, Gender and Campus  
Spring 2011**

Major	All			Full-time			Part-time		
	Total	Female	Male	Total	Female	Male	Total	Female	Male
<b>UVI</b>									
Inclusive Early Childhood	100	98	2	26	26	0	74	72	2
Elementary Education	121	109	12	62	54	8	59	55	4
Pre-Education	40	37	3	27	25	2	13	12	1
<b>All Majors</b>	<b>261</b>	<b>244</b>	<b>17</b>	<b>115</b>	<b>105</b>	<b>10</b>	<b>146</b>	<b>139</b>	<b>7</b>
<b>St. Thomas</b>									
Inclusive Early Childhood	48	47	1	13	13	0	35	34	1
Elementary Education	69	61	8	38	32	6	31	29	2
Pre-Education	25	24	1	19	18	1	6	6	0
<b>All Majors</b>	<b>142</b>	<b>132</b>	<b>10</b>	<b>70</b>	<b>63</b>	<b>7</b>	<b>72</b>	<b>69</b>	<b>3</b>
<b>St. Croix</b>									
Inclusive Early Childhood	52	51	1	13	13	0	39	38	1
Elementary Education	52	48	4	24	22	2	28	26	2
Pre-Education	15	13	2	8	7	1	7	6	1
<b>All Majors</b>	<b>119</b>	<b>112</b>	<b>7</b>	<b>45</b>	<b>42</b>	<b>3</b>	<b>74</b>	<b>70</b>	<b>4</b>

**Table 1.4 Enrollment by Campus, Status and Age  
Spring 2011**

Age	UVI		St. Thomas		St. Croix	
	Count	Percent	Count	Percent	Count	Percent
<b>All</b>						
Under 18	0	0%	0	0%	0	0%
18-19	25	10%	15	11%	10	8%
20-21	51	20%	27	19%	24	20%
22-24	35	13%	23	16%	12	10%
25-29	39	15%	17	12%	22	18%
30-34	28	11%	15	11%	13	11%
35-39	20	8%	13	9%	7	6%
40-49	32	12%	16	11%	16	13%
Over 50	31	12%	16	11%	15	13%
Unknown	0	0%	0	0%	0	0%
<b>Total</b>	<b>261</b>	<b>100%</b>	<b>142</b>	<b>100%</b>	<b>119</b>	<b>100%</b>
<b>FULL-TIME</b>						
Under 18	0	0%	0	0%	0	0%
18-19	19	17%	11	16%	8	18%
20-21	39	34%	25	36%	14	31%
22-24	20	17%	16	23%	4	9%
25-29	16	14%	8	11%	8	18%
30-34	9	8%	4	6%	5	11%
35-39	4	3%	2	3%	2	4%
40-49	5	4%	2	3%	3	7%
over 50	3	3%	2	3%	1	2%
Unknown	0	0%	0	0%	0	0%
<b>Total</b>	<b>115</b>	<b>100%</b>	<b>70</b>	<b>100%</b>	<b>45</b>	<b>100%</b>
<b>PART-TIME</b>						
Under 18	0	0%	0	0%	0	0%
18-19	6	4%	4	6%	2	3%
20-21	12	8%	2	3%	10	14%
22-24	15	10%	7	10%	8	11%
25-29	23	16%	9	13%	14	19%
30-34	19	13%	11	15%	8	11%
35-39	16	11%	11	15%	5	7%
40-49	27	18%	14	19%	13	18%
over 50	28	19%	14	19%	14	19%
Unknown	0	0%	0	0%	0	0%
<b>Total</b>	<b>146</b>	<b>100%</b>	<b>72</b>	<b>100%</b>	<b>74</b>	<b>100%</b>

**Table 1.5 St. Thomas Campus  
Course, Class, Sections and Average Enrollment  
Fall 2010**

Course	Class	Number of Sections	Total Enrollment	Average Enrollment	Credits per Course	Total Credit Hours
EDU 113	Early Childhood Development II	1	8	8	3	24
EDU 114	Inclusive Early Childhood Environments II	1	5	5	3	15
EDU 217	Ethical And Legal Issues Child	1	6	6	3	18
EDU 218	Practice Design Early Childhood	1	2	2	3	6
EDU 219	Promoting Lang. & Literacy EC	1	2	2	3	6
EDU 220	Seminar in Supervised Field Experience Early Childhood	1	2	2	2	4
EDU 221	Foundations of Education	1	20	20	3	60
EDU 230	Educational Psychology	1	22	22	3	66
EDU 250	Curriculum Development & Instruct	1	16	16	3	48
EDU 257	Math & the Elem Teacher	1	4	4	5	20
EDU 302	Intro to Special Education	1	15	15	3	45
EDU 350	Instructional Design & Technology	1	20	20	2	40
EDU 354	Teach the Language Arts	1	8	8	4	32
EDU 360	Science & the Elementary Teacher	1	6	6	5	30
EDU 406	Student Teaching in IECE	1	3	3	6	18
EDU 407	Sem. Student Teaching IECE	1	3		2	
EDU 452	Stud Teaching in Elem School	1	2	2	9	18
EDU 500	Basic Research Techniques	1	21	21	3	63
EDU 505	American Education w/ Ref to VI	1	11	11	3	33
EDU 506	Foundations of Guidance	1	16	16	3	48
EDU 530	Independent Study	1	6	6	3	18
EDU 543	Group & Family Counseling	1	5	5	3	15
EDU 544	Career Development Counseling	1	3	3	3	9
EDU 547	Fund of School Administration	1	8	8	3	24
EDU 549	Supervision of Instruction & Staff Development	1	8	8	3	24
EDU 555	Research & Trends-Reading & Writing	1	3	3	3	9
EDU 561	Intro to Computers in Education	1	9		3	
EDU 600	Thesis	1	4	4	1	4
PED 110	Aerobics	2	31	16	1	15.5
PED 112	Strength Training	1	20	20	1	10
PED 113	Cardio Resuscitation	2	22	11	1	11
PED 130	Archery	1	15	15	1	7.5
PED 132	Fencing	1	12	12	1	6
PED 134	Table Tennis	2	23	12	1	11.5
PED 135	Tennis	3	30	10	1	15
PED 142	Volleyball	2	22	11	1	11

Continued →

**Table 1.5 St. Thomas Campus  
Course, Class, Sections and Average Enrollment  
Fall 2010**

<b>Course</b>	<b>Class</b>	<b>Number of Sections</b>	<b>Total Enrollment</b>	<b>Average Enrollment</b>	<b>Credits per Course</b>	<b>Total Credit Hours</b>
PLS 200	Self Management: Wellness & Risk	4	82	21	2	164
<b>ALL</b>		<b>46</b>	<b>495</b>	<b>11</b>	<b>99</b>	<b>948.5</b>

**Table 1.6 St. Croix Campus  
Course, Class, Sections and Average Enrollment  
Fall 2010**

Course	Class	Number of Sections	Total Enrollment	Average Enrollment	Credits per Course	Total Credit Hours
EDU 217	Ethical And Legal Issues Child	1	7	7	3.00	21
EDU 218	Practice Design Early Childhood	1	8	8	3.00	24
EDU 219	Promoting Language & Literacy EC	1	6	6	3.00	18
EDU 220	Sem. Supervisor Field Experience Early Childhood	1	8	8	2.00	16
EDU 221	Foundations of Education	1	11	11	3.00	33
EDU 230	Educational Psychology	1	14	14	3.00	42
EDU 250	Curriculum Development & Instruction	1	1	1	3.00	3
EDU 257	Mathematics & the Elementary Teacher	1	6	6	5.00	30
EDU 302	Intro to Special Education	1	8	8	3.00	24
EDU 308	Integrating & Adapting Curriculum	1	3	3	3.00	9
EDU 350	Instructional Design & Technology	1	14	14	2.00	28
EDU 354	Teach the Lang Arts	1	8	8	4.00	32
EDU 500	Basic Research Techniques	1	12	12	3.00	36
EDU 505	American Education w/ Ref to VI	1	18	18	3.00	54
EDU 506	Foundations of Guidance	1	11	11	3.00	33
EDU 530	Independent Study	1	4	4	3.00	12
EDU 542	Theory Strategy & Technology of Counseling	1	4	4	3.00	12
EDU 544	Career Development Counseling	1	5	5	3.00	15
EDU 546	Practicum in Counseling	1	5	5	3.00	15
EDU 547	Fund of School Administration	1	3	3	3.00	9
EDU 549	Supervisor of Instruction & Staff Development	1	6	6	3.00	18
EDU 555	Research & Trends-Reading & Writing	1	4	4	3.00	12
EDU 556	Spec Education Strategy & Design	1	2	2	3.00	6
EDU 557	Internship/Seminar Spec Education	1	5	5	3.00	15
EDU 558	Behavior Management in Education Settings	1	5	5	3.00	15
EDU 562	Introduction to Education Technology	1	10	10	3.00	30
EDU 600	Thesis	1	14	14	1.00	14
PED 111	Cardio & Muscular Conditioning	1	10	10	0.5	5
PED 121	Middle Eastern Dance	1	13	13	0.5	6.5
PED 130	Archery	1	12	12	0.5	6
PED 133	Golf	1	8	8	0.5	4
PED 135	Tennis	1	10	10	0.5	5
PED 150	Tae-Kwon-Do	1	8	8	0.5	4

Continued →

**Table 1.6 St. Croix Campus  
Course, Class, Sections and Average Enrollment  
Fall 2010**

<b>Course</b>	<b>Class</b>	<b>Number of Sections</b>	<b>Total Enrollment</b>	<b>Average Enrollment</b>	<b>Credits per Course</b>	<b>Total Credit Hours</b>
PLS 200	Self Management: Wellness & Risk	2	38	19	2	76
<b>ALL</b>		<b>35</b>	<b>301</b>	<b>9</b>	<b>85</b>	<b>682.5</b>

**Table 1.7 Degrees Conferred by Major, Type and Campus  
Spring 2011**

	Associates	Bachelors	All Degrees
<b>UVI</b>			
Early Childhood Education	8	5	13
Education	0	6	6
<b>Total</b>	<b>8</b>	<b>11</b>	<b>19</b>
<b>St Thomas</b>			
Early Childhood Education	3	4	7
Education	0	3	3
<b>Total</b>	<b>3</b>	<b>7</b>	<b>10</b>
<b>St Croix</b>			
Early Childhood Education	5	1	6
Education	0	3	3
<b>Total</b>	<b>5</b>	<b>4</b>	<b>9</b>

• Degree not offered

**Table 1.8 Degrees Conferred by Gender, Honor and Campus  
Spring 2011**

	Female	Male	Total
<b>UVI</b>			
Cum Laude	3	0	3
Magna Cum Laude	6	0	6
Summa Cum Laude	10	1	11
<b>Total</b>	<b>19</b>	<b>1</b>	<b>20</b>
<b>St. Thomas</b>			
Cum Laude	0	0	0
Magna Cum Laude	3	0	3
Summa Cum Laude	1	0	1
<b>Total</b>	<b>4</b>	<b>0</b>	<b>4</b>
<b>St. Croix</b>			
Cum Laude	3	0	3
Magna Cum Laude	3	0	3
Summa Cum Laude	9	1	10
<b>Total</b>	<b>15</b>	<b>1</b>	<b>16</b>

# *Section Two*

## *Graduate*

### *Enrollment*



**Table 1.9 Enrollment by Status, Major, Gender and Campus  
Fall 2010**

Major	All			Full-time			Part-time		
	Total	Female	Male	Total	Female	Male	Total	Female	Male
<b>UVI</b>									
Master of Arts In Education	110	99	11	12	11	1	98	88	10
Non-Degree Seeking	0	0	0	0	0	0	0	0	0
<b>Total</b>	<b>110</b>	<b>99</b>	<b>11</b>	<b>12</b>	<b>11</b>	<b>1</b>	<b>98</b>	<b>88</b>	<b>10</b>
<b>St. Thomas</b>									
Master of Arts In Education	53	50	3	6	6	0	47	44	3
Non-Degree Seeking	0	0	0	0	0	0	0	0	0
<b>Total</b>	<b>53</b>	<b>50</b>	<b>3</b>	<b>6</b>	<b>6</b>	<b>0</b>	<b>47</b>	<b>44</b>	<b>3</b>
<b>St. Croix</b>									
Master of Arts In Education	57	49	8	6	5	1	51	44	7
Non-Degree Seeking	0	0	0	0	0	0	0	0	0
<b>Total</b>	<b>57</b>	<b>49</b>	<b>8</b>	<b>6</b>	<b>5</b>	<b>1</b>	<b>51</b>	<b>44</b>	<b>7</b>

**Table 1.10 Enrollment by Campus, Age and Gender  
Fall 2010**

Age Group	UVI			St. Thomas			St. Croix		
	Total	Female	Male	Total	Female	Male	Total	Female	Male
Under 22	1	1	0	1	1	0	0	0	0
22-24	10	8	2	6	5	1	4	3	1
25-29	20	20	0	8	8	0	12	12	0
30-34	14	13	1	8	8	0	6	5	1
35-39	18	16	2	6	6	0	12	10	2
40-49	29	27	2	14	14	0	15	13	2
Over 50	17	13	4	9	7	2	8	6	2
Unknown	1	1	0	1	1	0	0	0	0
<b>Total</b>	<b>110</b>	<b>99</b>	<b>11</b>	<b>53</b>	<b>50</b>	<b>3</b>	<b>57</b>	<b>49</b>	<b>8</b>

**Table 1.11 Graduate Courses  
Course, Class, Sections and Average Enrollment  
Fall 2010**

Course	Class	St. Thomas				
		Number of Sections	Total Enrollment	Average Enrollment	Credits per Course	Total Credit Hours
EDU 500	Basic Research Techniques	1	21	21	3	63
EDU 505	American Education w/ Ref to VI	1	11	11	3	33
EDU 506	Foundations of Guidance	1	16	16	3	48
EDU 530	Independent Study	1	6	6	3	18
EDU 543	Group & Family Counseling	1	5	5	3	15
EDU 544	Career Development Counseling	1	3	3	3	9
EDU 547	Fund of School Administration	1	8	8	3	24
EDU 549	Supervision of Instruction & Staff Development	1	8	8	3	24
EDU 555	Research & Trends-Reading & Writing	1	3	3	3	9
EDU 561	Intro to Computers in Education	1	9	9	3	27
EDU 600	Thesis	1	4	4	1	4
		St. Croix				
EDU 500	Basic Research Techniques	1	12	12	3	36
EDU 505	American Education w/ Ref to VI	1	18	18	3	54
EDU 506	Foundations of Guidance	1	11	11	3	33
EDU 530	Independent Study	1	4	4	3	12
EDU 542	Theory, Strategy & Technology of Counseling	1	4	4	3	12
EDU 544	Career Development Counseling	1	5	5	3	15
EDU 546	Practicum in Counseling	1	5	5	3	15
EDU 547	Fund of School Administration	1	3	3	3	9
EDU 549	Supervision of Instruction & Staff Development	1	6	6	3	18
EDU 555	Research & Trends-Reading & Writing	1	4	4	3	12
EDU 556	Spec Education Strategies & Design	1	2	2	3	6
EDU 557	Internship/Seminar Spec Education	1	5	5	3	15
EDU 558	Behavior Management in Education Settings	1	5	5	3	15
EDU 562	Introduction to Education Technology	1	10	10	3	30
EDU 600	Thesis	1	14	14	1	14

**Table 1.12 Graduate Degrees Conferred by Gender and Campus  
Spring 2011**

<b>Gender</b>	<b>UVI</b>	<b>St. Thomas</b>	<b>St. Croix</b>
Female	14	3	11
Male	1	0	1
<b>Total</b>	<b>15</b>	<b>3</b>	<b>12</b>