

**School of Business
Portfolio
AY 2011 - 2012**

**School of Business
Fall 2011 – Spring 2012**

Table of Contents

Section One – Undergraduate Enrollment

Student Enrollment	Page
Table 1.1 Enrollment by status, major, gender and campus: fall 2011	2
Table 1.2 UVI enrollment by campus, status and age: fall 2011	5
Table 1.3 Enrollment by status, major, gender and campus: spring 2012	6
Table 1.4 UVI enrollment by campus, status and age: spring 2012	7
Credit Hour Enrollment	
Table 1.5 Credit hour enrollment St Thomas Campus: fall 2011	8
Table 1.6 Credit hour enrollment St Croix Campus: fall 2011	9
Degrees Awarded – Fall 2011 and Spring 2012	
Table 1.7 Degrees conferred by major and campus	11
Table 1.8 Degrees conferred by honor, gender and campus	12

Section Two – Graduate Enrollment

Student Enrollment	Page
Table 1.9 Enrollment by status, major, gender and campus: fall 2011	14
Table 1.10 Enrollment by gender, age and campus: fall 2011	14
Credit Hour Enrollment	
Table 1.11 Credit hour enrollment by campus fall 2011	15
Degrees Awarded Fall 2011 and Spring 2012	
Table 1.12 Degrees conferred by gender and campus	15

Section One

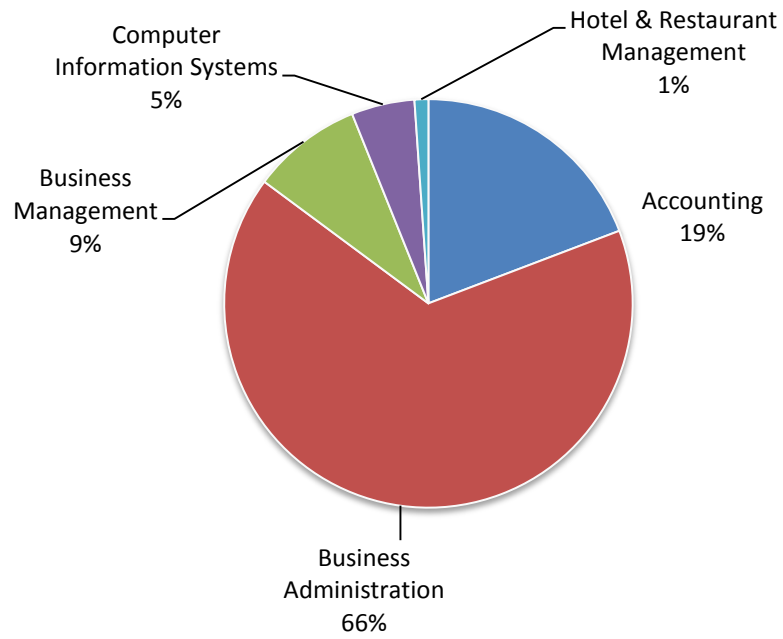
Undergraduate

Enrollment

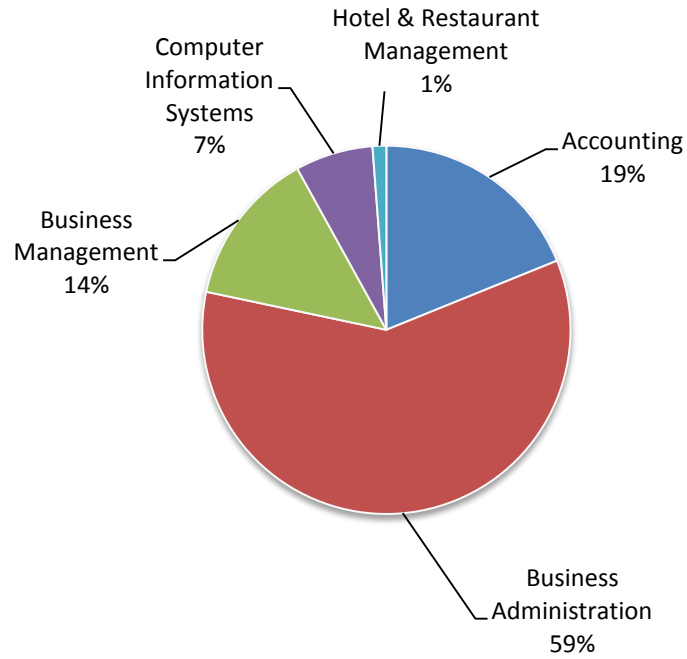
**Table 1.1 Enrollment by Status, Major, Gender and Campus
Fall 2011**

Major	All			Full-time			Part-time		
	Total	Female	Male	Total	Female	Male	Total	Female	Male
UVI									
Accounting	123	95	28	77	58	19	46	37	9
Business Administration	405	277	128	246	170	76	159	107	52
Business Management	56	40	16	25	16	9	31	24	7
Computer Information Systems	32	11	21	21	4	17	11	7	4
Hotel & Restaurant Management	7	6	1	5	5	0	2	1	1
Undecided	5	4	1	1	0	1	4	4	0
All Majors	628	433	195	375	253	122	253	180	73
St. Thomas									
Accounting	76	57	19	48	37	11	28	20	8
Business Administration	260	165	95	159	97	62	101	68	33
Business Management	22	18	4	14	10	4	8	8	0
Computer Information Systems	15	2	13	11	0	11	4	2	2
Hotel & Restaurant Management	4	3	1	3	3	0	1	0	1
Undecided	4	3	1	1	0	1	3	3	0
All Majors	381	248	133	236	147	89	145	101	44
St. Croix									
Accounting	47	38	9	29	21	8	18	17	1
Business Administration	145	112	33	87	73	14	58	39	19
Business Management	34	22	12	11	6	5	23	16	7
Computer Information Systems	17	9	8	10	4	6	7	5	2
Hotel & Restaurant Management	3	3	0	2	2	0	1	1	0
Undecided	1	1	0	0	0	0	1	1	0
All Majors	247	185	62	139	106	33	108	79	29

Enrollment By Major Fall 2011



**Enrollment By Major
St Croix Campus
Fall 2011**



**Enrollment by Major
St Thomas Campus
Fall 2011**

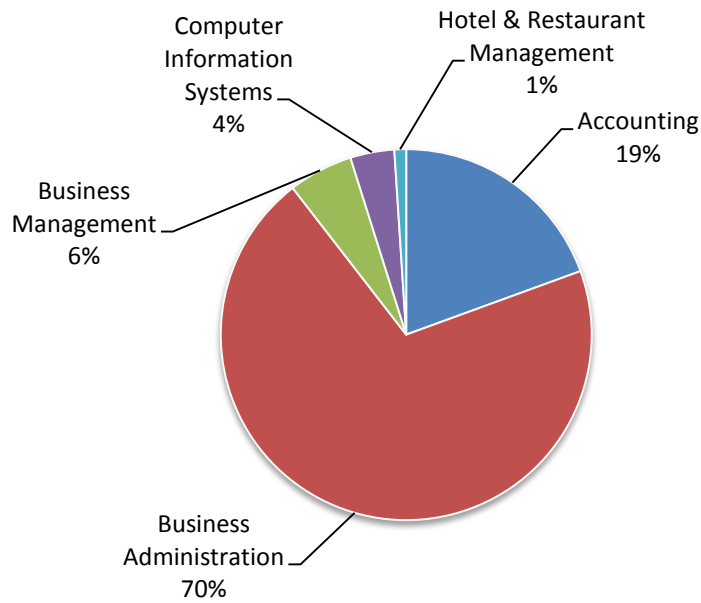


Table 1.2 Enrollment by Campus, Age and Status

Fall 2011

Age	UVI		St. Thomas		St. Croix	
	Count	Percent	Count	Percent	Count	Percent
All						
Under 18	20	3%	13	3%	7	3%
18-19	126	20%	69	18%	57	23%
20-21	142	23%	90	24%	52	21%
22-24	113	18%	72	19%	41	17%
25-29	92	15%	61	16%	31	13%
30-34	41	7%	27	7%	14	6%
35-39	31	5%	17	4%	14	6%
40-49	33	5%	20	5%	13	5%
Over 50	30	5%	12	3%	18	7%
Unknown	0	0%	0	0%	0	0%
Total	628	100%	381	100%	247	100%
FULL-TIME						
Under 18	19	5%	12	5%	7	5%
18-19	102	27%	59	25%	43	31%
20-21	105	28%	66	28%	39	28%
22-24	76	20%	54	23%	22	16%
25-29	35	9%	22	9%	13	9%
30-34	15	4%	11	5%	4	3%
35-39	12	3%	9	4%	3	2%
40-49	8	2%	3	1%	5	4%
over 50	3	1%	0	0%	3	2%
Unknown	0	0%	0	0%	0	0%
Total	375	100%	236	100%	139	100%
PART-TIME						
Under 18	1	0%	1	1%	0	0%
18-19	24	9%	10	7%	14	13%
20-21	37	15%	24	17%	13	12%
22-24	37	15%	18	12%	19	18%
25-29	57	23%	39	27%	18	17%
30-34	26	10%	16	11%	10	9%
35-39	19	8%	8	6%	11	10%
40-49	25	10%	17	12%	8	7%
over 50	27	11%	12	8%	15	14%
Unknown	0	0%	0	0%	0	0%
Total	253	100%	145	100%	108	100%

**Table 1.3 Enrollment by Status, Major, Gender and Campus
Spring 2012**

Major	All			Full-time			Part-time		
	Total	Female	Male	Total	Female	Male	Total	Female	Male
UVI									
Accounting	115	88	27	66	50	16	49	38	11
Business Administration	394	274	120	234	166	68	160	108	52
Business Management	49	33	16	26	15	11	23	18	5
Computer Information Systems	36	14	22	23	7	16	13	7	6
Hotel/Restaurant Management	13	13	0	8	8	0	5	5	0
Undecided	0	0	0	0	0	0	0	0	0
All Majors	607	422	185	357	246	111	250	176	74
St. Thomas									
Accounting	66	49	17	41	32	9	25	17	8
Business Administration	257	176	81	155	103	52	102	73	29
Business Management	17	12	5	13	8	5	4	4	0
Computer Information Systems	14	4	10	8		8	6	4	2
Hotel/Restaurant Management	6	6	0	4	4	0	2	2	0
Undecided	0	0	0	0	0	0	0	0	0
All Majors	360	247	113	221	147	74	139	100	39
St. Croix									
Accounting	49	39	10	25	18	7	24	21	3
Business Administration	137	98	39	79	63	16	58	35	23
Business Management	32	21	11	13	7	6	19	14	5
Computer Information Systems	22	10	12	15	7	8	7	3	4
Hotel/Restaurant Management	7	7	0	4	4	0	3	3	0
Undecided	0	0	0	0	0	0	0	0	0
All Majors	247	175	72	136	99	37	111	76	35

**Table 1.4 Enrollment by Campus, Age and Status
Spring 2012**

Age	UVI		St. Thomas		St. Croix	
	Count	Percent	Count	Percent	Count	Percent
All						
Under 18	0	0%	0	0%	0	0%
18-19	82	14%	48	13%	34	14%
20-21	156	26%	89	25%	67	27%
22-24	132	22%	85	24%	47	19%
25-29	96	16%	60	17%	36	15%
30-34	51	8%	30	8%	21	9%
35-39	29	5%	19	5%	10	4%
40-49	34	6%	20	6%	14	6%
Over 50	27	4%	9	3%	18	7%
Unknown	0	0%	0	0%	0	0%
Total	607	100%	360	100%	247	100%
FULL-TIME						
Under 18	0	0%	0	0%	0	0%
18-19	68	19%	41	19%	27	20%
20-21	112	31%	66	30%	46	34%
22-24	88	25%	60	27%	28	21%
25-29	48	13%	30	14%	18	13%
30-34	23	6%	14	6%	9	7%
35-39	9	3%	7	3%	2	1%
40-49	7	2%	3	1%	4	3%
over 50	2	1%	0	0%	2	1%
Unknown	0	0%	0	0%	0	0%
Total	357	100%	221	100%	136	100%
PART-TIME						
Under 18	0	0%	0	0%	0	0%
18-19	14	6%	7	5%	7	6%
20-21	44	18%	23	17%	21	19%
22-24	44	18%	25	18%	19	17%
25-29	48	19%	30	22%	18	16%
30-34	28	11%	16	12%	12	11%
35-39	20	8%	12	9%	8	7%
40-49	27	11%	17	12%	10	9%
over 50	25	10%	9	6%	16	14%
Unknown	0	0%	0	0%	0	0%
Total	250	100%	139	100%	111	100%

**Table 1.5 St. Thomas Campus
by Undergraduate Course, Section, Enrollment and Credit Hours
Fall 2011**

Course	Class Description	Number of Sections	Total Enrollment	Average Enrollment	Credits per Course	Total Credit Hours
ACC 201	Financial Accounting I	2	37	25	3	111
ACC 202	Management Accounting	2	33	25	3	99
ACC 301	Intermediate Accounting I	1	28	28	3	84
ACC 310	Not-for-Profit Accounting	1	19	19	3	57
ACC 440	Cost Accounting	1	15	15	3	45
ACC 442	Auditing	1	16	16	3	48
BUS 112	Introduction to Business	2	45	23	3	135
BUS 305	Business Communication	1	28	28	3	84
BUS 351	Business Law	2	29	15	3	87
BUS 436	Business Strategy	1	22	22	3	66
BUS 474	Professional Development Seminar	2	24	12	1	24
BUS 475	Undergraduate Internship in Business	2	15	8	2	30
CIS 051	Basic Computing Concepts & Skills	2	26	13	1	26
CIS 101	Business Software Applications	2	45	23	3	135
CIS 121	Data Management Concepts	1	6	6	3	18
CIS 210	Business Information Systems	1	26	26	3	78
CIS 270	Computer Systems Development	1	4	4	3	12
CIS 310	Advanced Business Software Applications	1	17	17	3	51
DSC 325	Statistics for Management Decisions	1	16	16	3	48
DSC 430	Production & Operations Management	1	30	30	3	90
FIN 301	Fundamentals of Finance	2	35	18	3	105
FIN 323	Investment Analysis	1	8	8	3	24
FIN 425	Financial Policy and Strategy	1	10	10	3	30
MGT 213	Small Business Management	1	18	18	3	54
MGT 301	Principles of Management	2	25	13	3	75
MGT 342	Personnel Management	1	30	30	3	90
MGT 410	Labor Management Relations	1	13	13	3	39
MGT 434	Public Policy Toward Business	1	22	22	3	66
MKT 301	Principles of Marketing	1	23	23	3	69

Continued →

**Table 1.5 St. Thomas Campus
by Undergraduate Course, Section, Enrollment and Credit Hours
Fall 2011**

Course	Class Description	Number of Sections	Total Enrollment	Average Enrollment	Credits per Course	Total Credit Hours
MKT 334	Advertising & Promotion Strategy	1	13	13	3	39
MKT 416	Principles of Merchandising	1	3	3	3	9
MKT 426	Marketing Research	1	8	8	3	24
ALL		42	689	16	91	1952

**Table 1.6 St. Croix Campus
by Undergraduate Course, Section, Enrollment and Credit Hours
Fall 2011**

Course	Class Description	Number of Sections	Total Enrollment	Average Enrollment	Credits per Course	Total Credit Hours
ACC 201	Financial Accounting I	1	19	25	3	57
ACC 202	Management Accounting	1	16	25	3	48
ACC 301	Intermediate Accounting I	1	12	12	3	36
ACC 310	Not-for-Profit Accounting	1	9	9	3	27
ACC 440	Cost Accounting	1	13	13	3	39
ACC 442	Auditing	1	5	5	3	15
BUS 112	Introduction to Business	2	45	23	3	135
BUS 305	Business Communication	1	16	16	3	48
BUS 351	Business Law	1	12	12	3	36
BUS 436	Business Strategy	1	15	15	3	45
BUS 474	Professional Dvlpmnt Seminar	1	14	14	1	14
BUS 475	Undergraduate Internship in Business	1	6	6	2	12
CIS 021	Computer Skills	1	18	18	2	36
CIS 051	Basic Computng Concepts & Skills	1	7	7	1	7
CIS 101	Business Software Applications	2	45	23	3	135
CIS 121	Data Management Concepts	1	2	2	3	6
CIS 210	Business Information Systems	1	12	12	3	36
CIS 270	Computer Systems Development	1	3	3	3	9
CIS 310	Advanced Business Software Applications	1	4	4	3	12
DSC 325	Statistics for Management Decisions	1	23	23	3	69
DSC 430	Production & Operations Management	1	11	11	3	33
FIN 301	Fundamentals of Finance	1	15	15	3	45
MGT 213	Small Business Management	1	11	11	3	33
MGT 301	Principles of Management	1	16	16	3	48
MGT 342	Personnel Management	1	25	25	3	75
MGT 410	Labor Management Relations	1	9	9	3	27
MGT 434	Public Policy Toward Business	1	15	15	3	45
MKT 301	Principles of Marketing	1	20	20	3	60
MKT 334	Advertising & Promomotion Strategy	1	9	9	3	27
MKT 426	Marketing Research	1	3	3	3	9
ALL		29	398	14	75	1128

Continued →

**Table 1.7 Degrees Conferred by Major and Campus
Fall 2011 - Spring 2012**

	Associates	Bachelors	All Degrees
UVI			
Accounting	3	36	39
Business Administration	*	78	78
Business Management	19	*	19
Computer Information Systems	5	*	5
Hotel/Restaurant Management	0	*	0
Total	27	114	141
St Thomas			
Accounting	1	25	26
Business Administration	*	63	63
Business Management	11	*	11
Computer Information Systems	4	*	4
Hotel/Restaurant Management	0	*	0
Total	16	88	104
St Croix			
Accounting	2	11	13
Business Administration	*	15	15
Business Management	8	*	8
Computer Information System	1	*	1
Hotel/Restaurant Management	0	*	0
Total	11	26	37

• Degree not offered

**Table 1.8 Degrees Conferred by Gender, Honors and Campus
Fall 2011 - Spring 2012**

	Female	Male	Total
UVI			
Cum Laude	23	12	35
Magna Cum Laude	16	2	18
Summa Cum Laude	7	2	9
Total	46	16	62
St. Thomas			
Cum Laude	16	10	26
Magna Cum Laude	14	0	14
Summa Cum Laude	7	2	9
Total	37	12	49
St. Croix			
Cum Laude	7	2	9
Magna Cum Laude	2	2	4
Summa Cum Laude	0	0	0
Total	9	4	13

Section Two
Graduate
Enrollment

**Table 1.9 Graduate Enrollment by Status, Major, Gender and Campus
Fall 2011**

Major	All			Full-time			Part-time		
	Total	Female	Male	Total	Female	Male	Total	Female	Male
UVI									
Business Administration	18	14	4	5	4	1	13	10	3
Non Degree Seeking	0	0	0	0	0	0	0	0	0
Total	18	14	4	5	4	1	13	10	3
St. Thomas									
Business Administration	15	11	4	5	4	1	10	7	3
Non Degree Seeking	0	0	0	0	0	0	0	0	0
Total	15	11	4	5	4	1	10	7	3
St. Croix									
Business Administration	3	3	0	0	0	0	3	3	0
Non Degree Seeking	0	0	0	0	0	0	0	0	0
Total	3	3	0	0	0	0	3	3	0

**Table 1.10 Graduate Enrollment by Campus, Age and Gender
Fall 2011**

Age Group	UVI			St. Thomas			St. Croix		
	Total	Female	Male	Total	Female	Male	Total	Female	Male
Under 22	0	0	0	0	0	0	0	0	0
22-24	1	0	1	1	0	1	0	0	0
25-29	6	6	0	4	4	0	2	2	0
30-34	5	3	2	5	3	2	0	0	0
35-39	2	1	1	2	1	1	0	0	0
40-49	3	3	0	2	2	0	1	1	0
Over 50	1	1	0	1	1	0	0	0	0
Total	18	14	4	15	11	4	3	3	0

**Table 1.11 Graduate Courses by Campus, Course, Section, Enrollment and Credit Hours
Fall 2011**

Course	Class Description	St. Thomas				
		Number of Sections	Total Enrollment	Average Enrollment	Credits per Course	Total Credit Hours
FIN 522	Financial Administration	1	12	12	3	36
IBA 534	International Business	1	7	7	3	21
MGT 520	Administration Theories & Practices	1	14	14	3	42
QNT 521	Quant Methods in Decision Science	1	8	8	3	24
St. Croix						
FIN 522	Financial Administration	1	1	1	3	3
IBA 534	International Business	1	3	3	3	9
QNT 521	Quant Methods in Decision Science	1	3	3	3	9

**Table 1.12 Graduate Degrees Conferred by Campus and Gender
Fall 2011 - Spring 2012**

Gender	UVI	St. Thomas	St. Croix
Female	7	4	3
Male	1	0	1
Total	8	4	4