

FALL '24 NEW FRESHMAN CLASS

ENROLLMENT

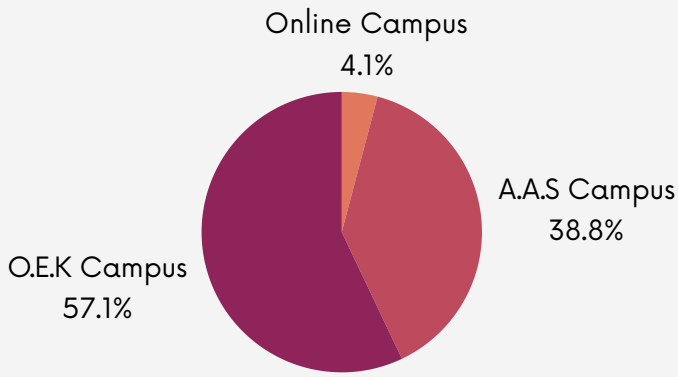
340 First-time New Students

DEMOGRAPHICS

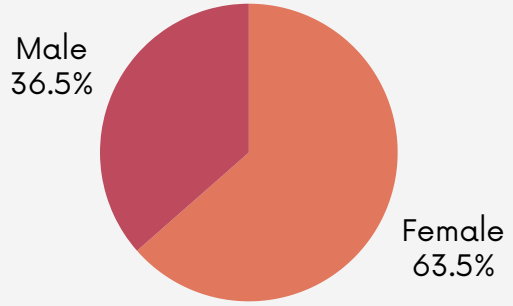
90% are from the U.S. Virgin Islands



Enrollment by Campus

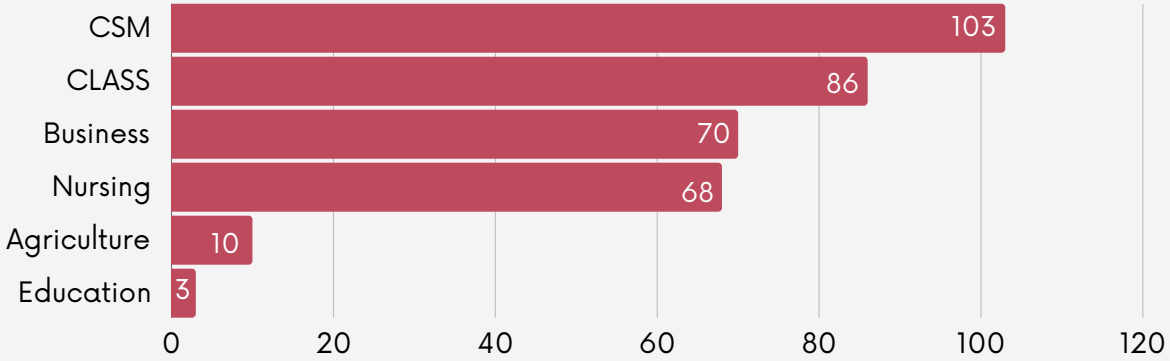


Enrollment by Gender

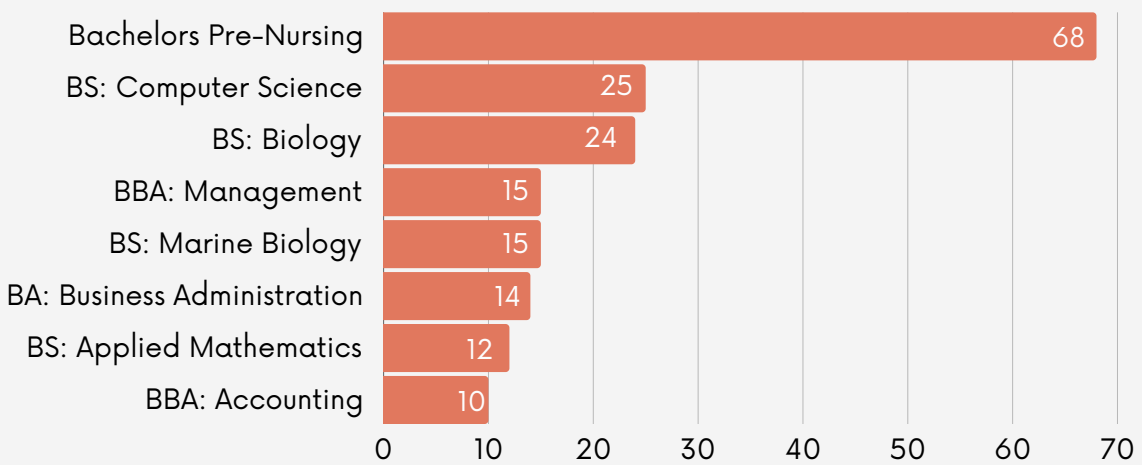


SCHOOLS AND COLLEGES

Enrollment by Schools and Colleges



TOP DEGREE PROGRAMS



Ethnic Diversity:

- 71.2% are Black, non-Hispanic
- 18.2% Hispanic/Latino
- 4.1% White, non-Hispanic
- 2.3% Multi-Race
- Other groups include Native Hawaiian and Other Pacific Islanders (0.6%), Asians (0.3%), and American Indians or Alaskan Natives (0.3%).

There are also 7 non-resident students and a small number of students whose race/ethnicity data is not specified or known.

Full-Time vs. Part-Time:

There are 297 (87.4%) full-time and 43 part-time students.

To view more data about this semester's students, please visit IR's website:
https://public.tableau.com/app/profile/uvi.irp/viz/AcademicPortfolio_0/Title